

AAC at home

Geometric abstract drawing

In Afternoon Art Club, we get children making art.

Kate Vassallo *Sunset*, 2018

Our current Gallery 1 exhibition *Goulburn Bustle 2021* features 27 works of art from our permanent collection including new acquisitions, hidden gems, and favourites from exhibitions past.

Towards the far end of the Gallery you will find a work of art by Kate Vassallo titled *Sunset*. Based in Canberra, Vassallo has a keen interest in repetition in her process building density in colour, shape and tone. Building on visually cluttered contemporary culture, she makes works of art that attempt to slow audiences down.

Kate Vassallo has a collaborative process with fellow visual artist James Lieutenant. The duo designed and created *Lilac Walk*, 2018, a public art mural in Walker Lane, Goulburn. The colours Vassallo has used in *Sunset* were directly inspired by the tones of the sky during her hours of travel between Goulburn and Canberra at this time. In the drawing each colour has been applied in a series of evenly spaced lines to form intersecting geometric shapes. The lines overlap in some areas to create layers of colour, tone, line and form.





Image top: Kate Vassallo, born Australia 1989, *Sunset*, 2019, colour pencil on paper, 107 x 81 cm, Purchased 2019.

Image bottom: Installation view *Goulburn Bustle 2021* featuring Kate Vassallo, born Australia 1989, *Sunset*, 2019, colour pencil on paper, 107 x 81 cm, Purchased 2019. © Kate Vassallo; Mary Barton, *Everything was beautiful and nothing hurt*, 2017-2019, oil and pigments on linen, 33 x 33 cm, Donation by the artist 2020. © Mary Barton; Clara Adolphs, *Daylight hours*, 2018, oil on linen, 125 x 168 cm, Purchased 2019. © Clara Adolphs. Photograph: Silversalt photography.

Create a geometric abstract drawing inspired by Kate Vassallo's *Sunset*, 2018.

You will need:

- Paper
- Ruler
- Coloured pencils




- Choose three colours from your immediate environment. I chose light pink and orange like the colours of the Gallery Store and blue like the walls of the Education Studio
- Draw three geometric shapes on your paper so they overlap in sections. I chose to draw triangles. Use a ruler to help with straight edges
- Colour in each shape with one of your three colours. In the parts where the colours overlap, layer your colours to create new colours, tones and shapes

Extension activities

Did you enjoy abstract geometric drawing? Here are some ideas to extend this activity:

- Try using lines or pattern to fill your shapes rather than flat colour
- Convert the work into a painting. Use tape to create crisp lines and apply the paint in transparent layers (a wash)
- Cut coloured cellophane into geometric shapes. Tape the shapes to a window to fill the room with coloured shapes of light



Share it with us

#goulburnregionalartgallery