

AAC at home




French knitting

In Afternoon Art Club, we get children making art.

Get out your old string and wool for some relaxing French knitting.

You will need:

- A paper cup with the end cut out or toilet roll
- Four wooden stick
- Scissors
- Masking tape
- Wool




French knitting

- Make your knitting nancy by taping four smooth sticks around the roll or cup, equal distance apart.
- Tie your wool loosely onto a stick. Cast your stitches on by winding around each stick once only, travelling across the knitting nancy.
- Begin knitting by running the wool above the old stich on the next stick (travel anti clockwise if you are right handed, clockwise if you are a leftie). 'Cast off' your old stich by lifting it out, up, over the wool and off the stick to create a new stich. Move to the next stick and repeat.

Trouble shooting

- If you slip a stitch, carefully lift it back onto your stick. Ask an adult for help if you need to
- You should only have one stitch per stick. If you have more 'cast off' your extra stitches by lifting the stitches at the base of the stick out, up, over the top stitch and off the stick
- To change colours cut your wool and attach a new colour using an overhand knot.
- As your knitting gets longer you may need to roll your knitting into a ball.



Casting off

When you feel like your knitting is long enough you can cast off from your knitting nancy. Carefully pull one stitch off at a time and thread the end of your wool through. Pull tight.

Extension activities

How long is your knitting nancy? Here are some ideas to purpose your length of knitting.

- Wear it around your neck like a scarf.
- Wrap it around your head to wear like a headband or tie around your ponytail or bun like a scrunchie
- Create bunting by tying, tacking or taping to your bedroom wall
- Coil your knitting and use a running stitch to make a mat, small or large!

Well done on your finished masterpiece!

Share it with us

[#goulburnregionalartgallery](https://www.instagram.com/goulburnregionalartgallery)

Have an idea for the next AAC at home? Let us know!