

In this booklet you will find something to sing, something to read, something to listen to, something to make, something to colour, something to look for, something to cut, something to trace and something to draw.


Enjoy exploring NATIONAL SCIENCE WEEK

We'd love to see your work, please share it and any feedback -
Outreach Playgroups facilitator - janet.gordon@goulburn.nsw.gov.au
or SaCC coordinator Alan Caldow - alan.Caldow1@det.nsw.edu.au

Pass this booklet on to your family and friends and encourage them to join us at
Playgroup when we are back to normal.

Check out Goulburn Regional Art Gallery's website for additional art experiences

<https://goulburnregionalartgallery.com.au/education/resources>




Artwork flashback - Windellama Outreach Playgroup 2019

NATIONAL SCIENCE WEEK

Science is about asking big questions and thinking of big ideas about how the world works.

You can use science to investigate your ideas



A few fun things to do during national Science Week

At Home Science Scavenger Hunt

<https://www.scienceweek.net.au/event/at-home-science-scavenger-hunt/>

Deep Blue Marine STEAM competition for 3- 10 year olds

Challenge - Make a marine creature

<https://www.scienceweek.net.au/event/deep-blue-marine-steam-competition-for-3-10-year-olds/>

Science Week at Science Play Kids

<https://www.scienceweek.net.au/event/science-week-at-scienceplay-kids/>

Science Week Daily YouTube Livestreams from QVMAG

<https://www.scienceweek.net.au/event/science-week-daily-youtube-livestreams-from-qvmag/>

Something to SING

OUR SCIENCE SONG

(tune: Mary had a little lamb)

Can we learn something new about our world

New about our world

New about our world?

Can we learn something new about our world

And we make a guess?

HYPOTHESIS!

Can we then find out if it's true

Find out if it's true

Find out if it's true?

Can we then find out if it's true

Through an experiment?

EXPERIMENT!

VOLCANO SONG

Oh, oh, oh

Volcano . . . Don't erupt right now

Say oh, oh, oh,

Volcano . . . Don't Kaboom or Kapow

Magna, Magna

Its ready to blow

Magna, Magna

Out the vent hole

Lava, Lava

Its flowing right down

Lava, lava

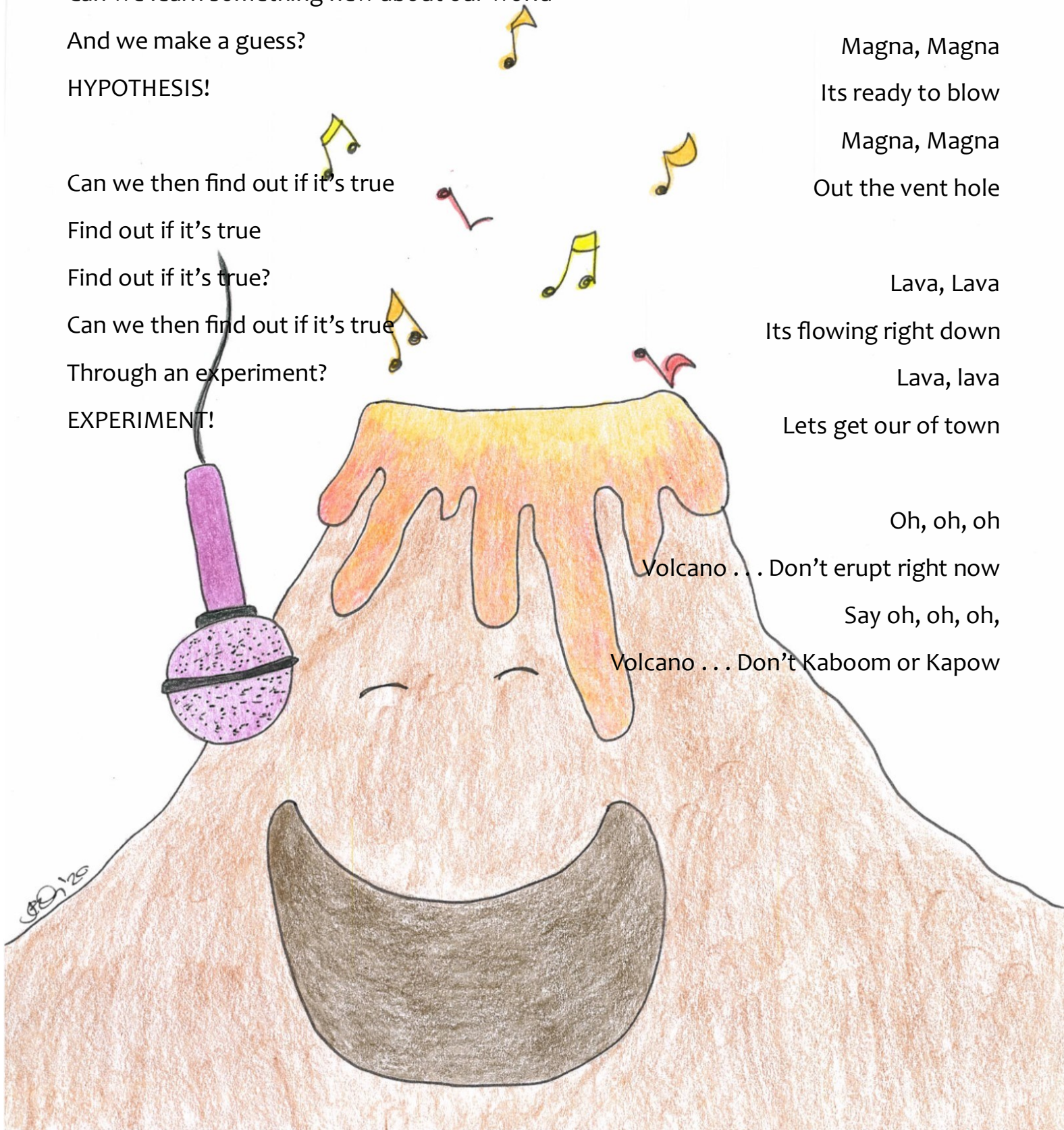
Lets get our of town

Oh, oh, oh

Volcano . . . Don't erupt right now

Say oh, oh, oh,

Volcano . . . Don't Kaboom or Kapow




Something to READ

EBook

EAudiobook

(Goulburn Mulwarree Library and Upper Lachlan Shire Libraries BorrowBox)



Ballet Stars


By Joan Holbu



The Titchy Witch Collection

By Rose Impey

Books





Maisy's Science

By Lucy Cousins

There was a black hole that
swallowed the universe

By Chris Ferrie





Feathers and hair

By Jennifer Ward

Can you whoo, too?

By Harriet M Ziefert



Space : planets, moons, stars and
more

By Joe Rhatigan

Penguins

By David Salomon



Something to MAKE

VOLCANO experiment

(mum or dad will need to help with this one)

You will need:

- * Paper plate
- * Jar or glass
- * Aluminium foil
- * Bicarbonate of Soda
- * Vinegar
- * Red food colouring
- * Sticky tape



- 1) Sticky tape jar a glass to paper plate
- 2) Place sheet of foil over glass and wrap under the plate
- 3) Cut a cross in top of foil and press down into glass to make the volcano opening
- 4) Pour Bicarbonate of Soda into the glass
- 5) Add some drops of food colouring
- 6) Pour in the vinegar

Your volcano will start to bubble and erupt



Some experiments to do at home

Foaming snow

You will need:

Bicarbonate of soda

Foamy shaving cream

Vinegar

Bowl

Spoon

- 1) Pour box of bicarbonate of soda into a bowl
- 2) Spray in some shaving cream and mix. Add more shaving cream and mix some more

Does it feel cold?

Can you make a snowball?

Have a little play

- 3) pour some vinegar over your snowballs

What happened?



Rainbow Roses

You will need:

White flower

Food colouring

Water

Clear container or glass

- 1) Ask mum or dad to cut lengthwise up the stem of the flower, a couple of centimetres
- 2) Half fill the container or glass with water
- 3) Add a couple of drops of food colouring in to the water
- 4) Place the flower stem in the water
- 5) Wait a few hours

What happened?

Is your flower still white?


- 6) The longer your flower is in the coloured water, the brighter it's petals will be



Imagine from messylittlemonsters.com

You can find these and more experiments in
'Cola fountains and splattering paint bombs' by Jesse Goossens and Linde Fass

SCIENCE



Something to LOOK FOR

Lets go on a Science Hunt

How many of these things can you find?

Give it a tick when you see it

I've given you a few ideas with the pictures, but have a think of some of your own ideas too

Something that floats




Something living in the garden



Something plants need to grow



Something the colour of yellow and blue mixed together



Something that smells nice



Something stretchy



Something that sinks



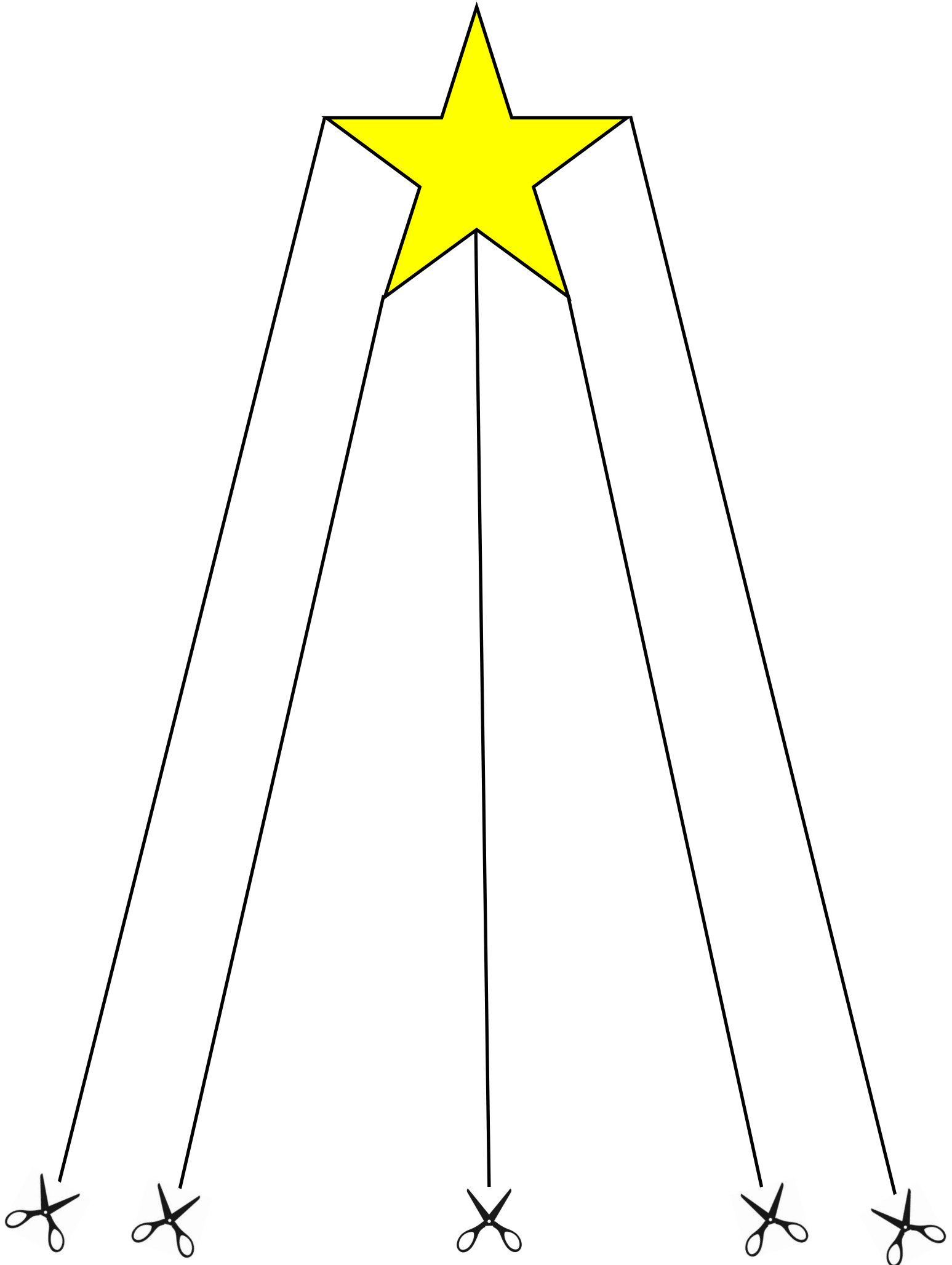
Something that makes a loud noise




Something that melts



Something to CUT




Something to TRACE



Something to DRAW

Draw your volcano erupting



What colour is your lava? Are there trees around your volcano?