

In this booklet you will find something to sing, something to read, something to listen to, something to make, something to colour, something to look for, something to cut, something to trace and something to draw.

Enjoy exploring TURTLES

We'd love to see your work, please share it and any feedback
Outreach Playgroups facilitator - janet.gordon@goulburn.nsw.gov.au
or SaCC coordinator Alan Caldow - alan.Caldow1@det.nsw.edu.au

Pass this booklet on to your family and friends and encourage them to join us at
Playgroup when we are back to normal.

Check out Goulburn Regional Art Gallery's website for additional art experiences

<https://goulburnregionalartgallery.com.au/education/resources>



Artwork by Robert

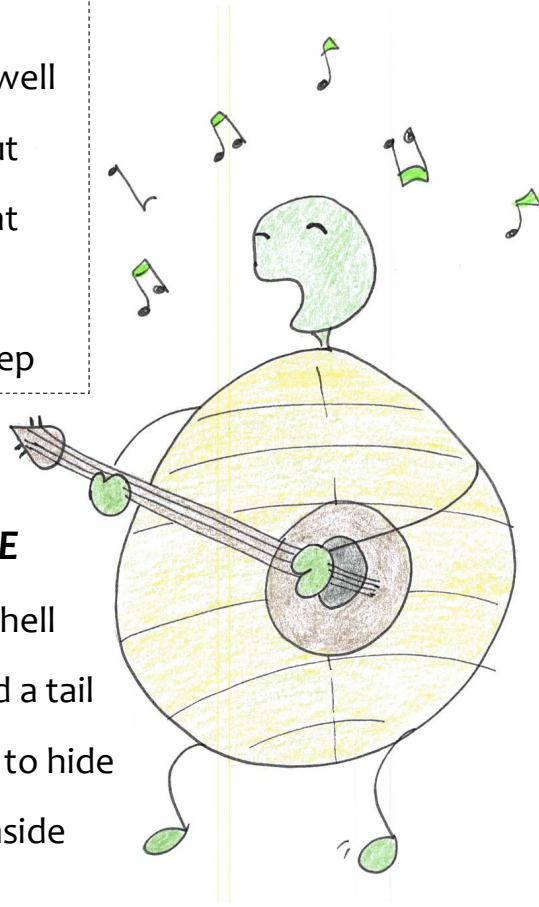
Something to SING

MY TURTLE

This is my turtle
He lives in a shell
He likes his home very well
He pokes his head out
When he wants to eat
And pulls it back
When he wants to sleep

I'M A LITTLE TURTLE

I'm a little turtle with a shell
I have four legs, a head and a tail
When I get so scared I want to hide
I pull my head and legs inside



I HAD A LITTLE TURTLE

I had a little turtle
His name was Tiny Tim
I put him in the bathtub
To see if he could swim
He drank up all the water
And ate a bar of soap
And now he's in his bed
With bubbles in his throat

Bubble, bubble, bubble,
Bubble, bubble, bubble,
Bubble, bubble, bubble,
Bubble, POP!

TURTLES

One baby turtle alone and new
Finds a friend and then there are two
Two baby turtles crawl down to the sea
They find another and then there are three
Three baby turtles crawl along the shore
They find another and then there are four
Four baby turtles go for a dive
Up swims another and then there are five

LITTLE TURTLE


There was a little turtle
He lived in a box
He swam in a puddle
He climbed on the rocks
He snapped at a minnow
He snapped at me
He caught a mosquito
He caught a flea
He caught the minnow but he
couldn't catch me!

Something to READ

EBook


EAudiobook

(Goulburn Mulwarree Library and Upper Lachlan Shire Libraries BorrowBox)



Franklin and the Thunderstorm


By Paulette Bourgeois



Finding Nemo

By Disney Press

Books





Who saw Turtle?

By Ros Moriarty

Franklin goes to hospital

By Paulette Bourgeois



Wildlife under the waves



By Jurgen Freund

This a adult non-fiction book



Toby and Tabitha

By Alexander Bar




Joe and Sparky, party animals!

By Jamie Michalek

Turtle's tall tale

By Aimee Said




Something to MAKE

PATTY CASE TURTLE





You will need:

- * Paper patty case
- * Scissors
- * Glue
- * Textas or pencils
- * Template on next page



- 1) Draw and colour patterns on the turtle legs and head
- 2) Cut out legs and head
- 3) Glue legs in a X
- 4) Glue legs to underside of patty case
- 5) Glue head to underside of patty case in-between front legs

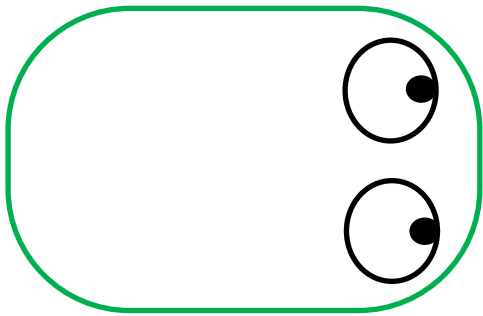
If you haven't got any patty cases, decorate the circle template on the next page and glue legs and head to it




Patty Case Turtle

Template


Legs and Head



If you've used all the patty cases making yummy yummy cupcakes, here's a circle you can use for your turtles body



Something to COLOUR




Something to LOOK FOR

Lets go on a T.U.R.T.L.E Hunt

Can you find something starting with each letter ?

Give it a tick when you do



Tractor

Ring

Rain

Rabbit



Lamp

Rope



Ukulele

Tongue

Urn

Elbow

Unicorn

Engine

Tomato

Lemon

Ladybug

Eggplant

TV

Eggs

Uniform

Lollipop

Lamb

Leaves

Rollerskates


Ear

Lizard

Ladder

Umbrella

Uncle



Eye

Elbow

Toes

Echidna

Rocket

Rose

Log

Lips

Trousers

Rainbow

Tent

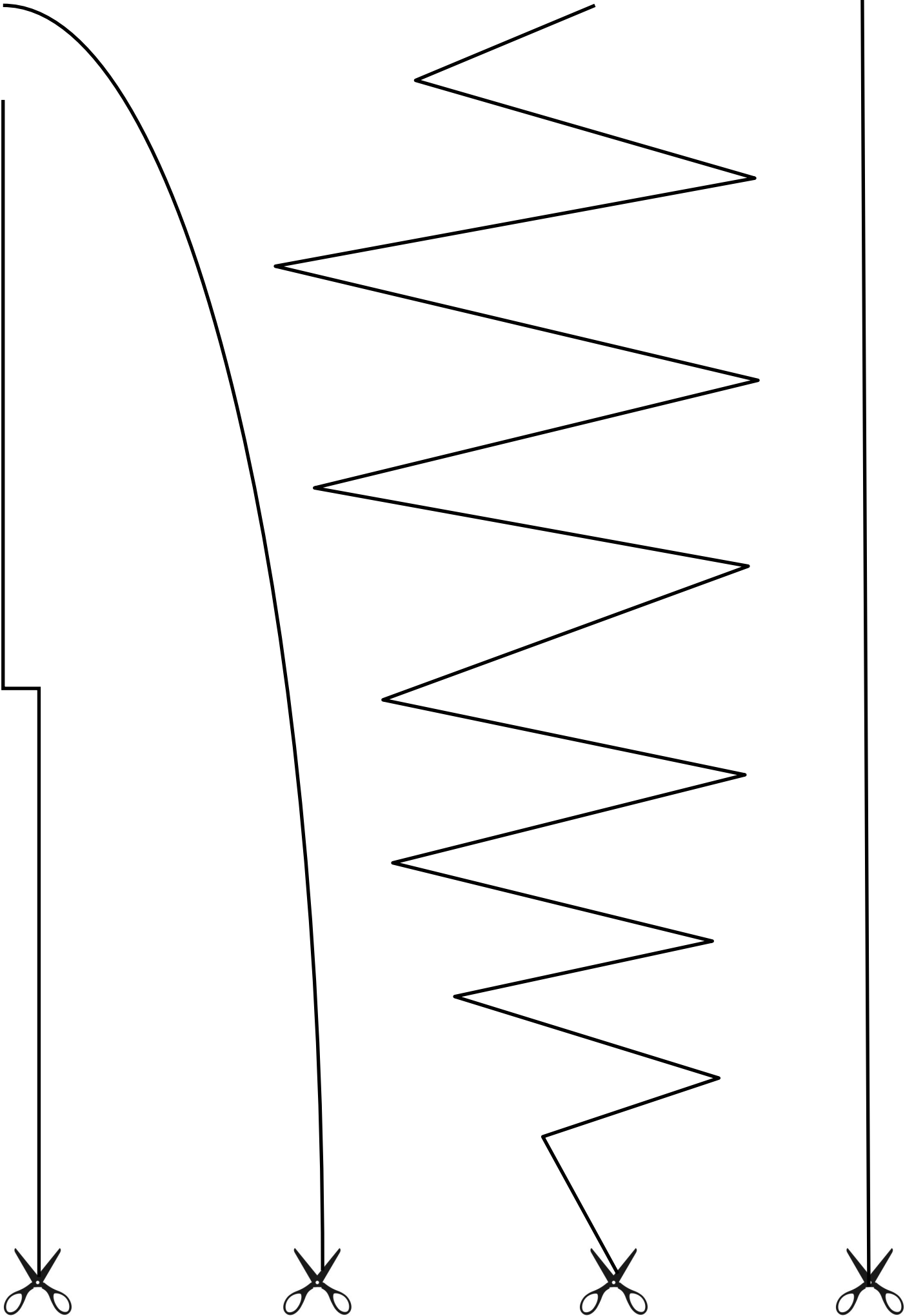
Envelope

Teeth

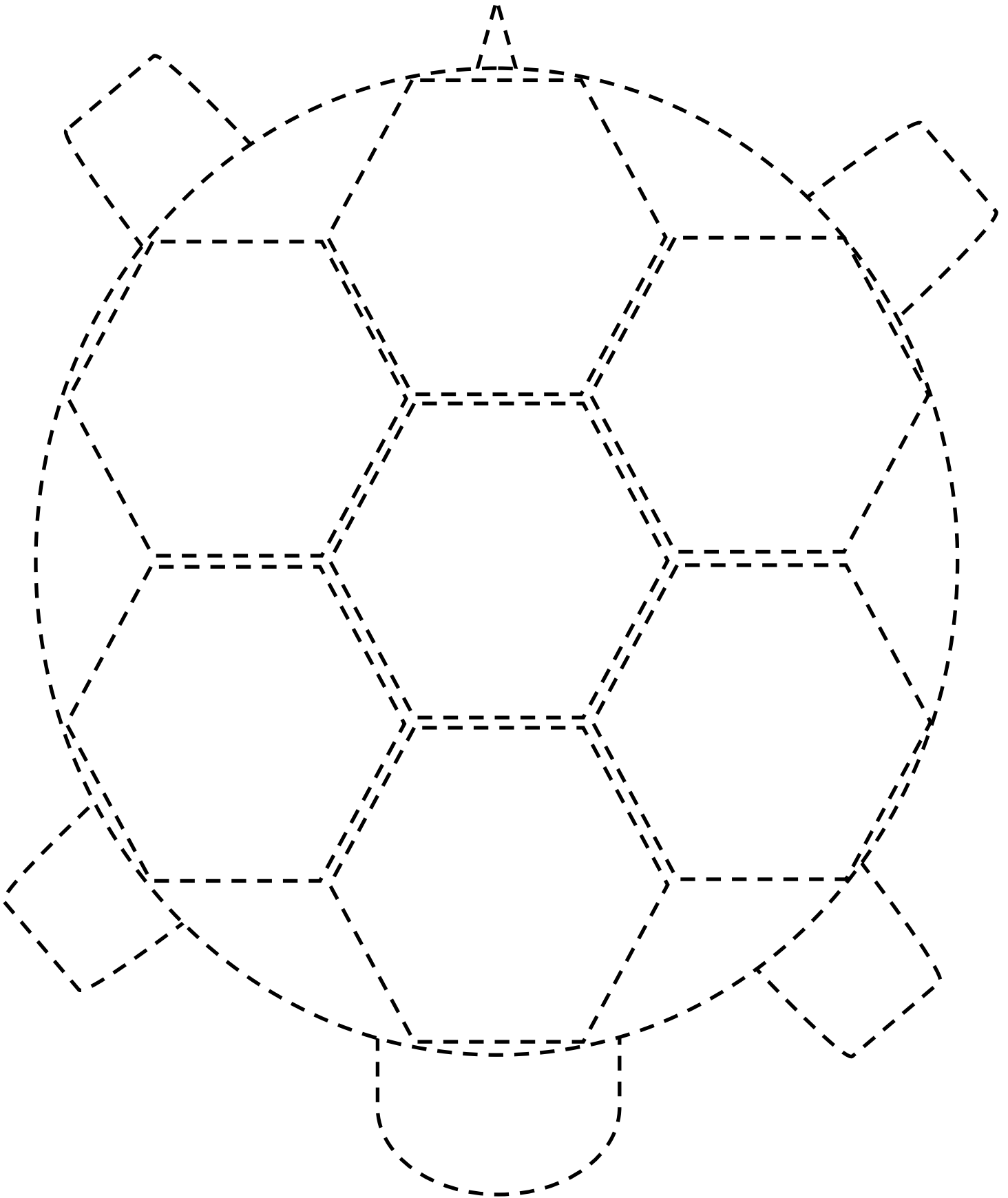
Table

Eagle

Something to CUT




Something to TRACE



Something to DRAW

Draw Tiny Tim the turtle



Is he in the garden? In a pond? Driving a car? Having a picnic? In the bathtub?