

Art Teenies at Home

Let's look at Shapes and Colours

Just because we can't get together for Art Teenies in the Gallery doesn't mean we can't stay in contact.

This Art Teenies at Home booklet has songs for you to sing, storybooks you can read and listen to, art you can make, a place for you to draw plus yoga!

We would love to see and share your Art Teenies experience!
email photos and feedback to - artgallery@goulburn.nsw.gov.au
or post to Instagram and tag us.

Goulburn Regional Art Gallery's website has Education Kits available for current and past exhibitions.

[Education Kits](#)



Let's sing

SING A RAINBOW

Red and yellow and pink and green
Purple and orange and blue
I can sing a rainbow
Sing a rainbow, sing a rainbow too

SHOUT THE SHAPES

(tune : If you're happy and you know it)

If you know all of the shapes, shout
them out

(CIRCLE)

If you know all of the shapes, shout
them out

(TRIANGLE)

If you know all the of the shapes,
know all of the shapes,

If you know all the shapes, shout
them out

(IT'S A SQUARE)

THE COLOUR SONG

(tune: If you're happy and you know it)

If your clothes have any red, any red

If your clothes have any red, any red

If your clothes have any red

Put your finger on your head

If your clothes have any red, any red

Blue - finger on your shoe

Yellow - smile like a happy fellow

Pink - give your eyes a double blink

OLD MACDONALD HAD A SHAPE

Old MacDonald had a shape

E-I-E-I-O

And on that shape it had 4 sides

E-I-E-I-O

With a square here, and a square there

Here a square, there a square

Everywhere a square, square

Old MacDonald had a shape

E-I-E-I-O

Old MacDonald had a shape

E-I-E-I-O

And on that shape it had 3 sides

E-I-E-I-O

With a triangle here, and a triangle there

Here a triangle, there a triangle

Everywhere a triangle, triangle

Old MacDonald had a shape

E-I-E-I-O

Old MacDonald had a shape

E-I-E-I-O

And on that shape it had 1 side

E-I-E-I-O

With a circle here, and a circle there

Here a circle, there a circle


Everywhere a circle, circle

Old MacDonald had a shape


E-I-E-I-O

Let's read and listen

EBooks (available through BorrowBox)




Cat Says Meow
By Michael Arndt




Splash
By Alison Lester

EAudiobooks (available through BorrowBox)



Smiley Shark and Other
Ocean Adventures
By Ruth Galloway



The Magical Forest
Meditation Adventures for Children
By Carmen Warrington

BorrowBox is available through Goulburn Mulwarree Library and Upper Lachlan Shire Libraries. You can read and listen to your stories via an app on smartphones, Apple or Android tablets, and on PCs.

[Goulburn Mulwarree Library - BorrowBox](#)


[Upper Lachlan Shire Libraries - BorrowBox](#)

If you're not a member of these libraries, you can join online and get access to BorrowBox

[Join Goulburn Mulwarree Library](#)

[Join Upper Lachlan Shire Libraries](#)

Let's create



These artworks are part of the
Lucinda McDonald 'Connections' Exhibition
at Goulburn Regional Art Gallery

Look at the shapes, the colours, the shadows

What do you see in these pieces?

I see Ned Kelly, a Windmill, a Horses head and a Bicycle



This gives me an idea . . .

What can you find in
your recycling ?

Do you have any cereal
cardboard boxes ?

Maybe some drink cartons or
bottles ?


Let's create

Now you have all your recycling bits and pieces - Let's create



You will need :

- Your recycling
 - Scissors
- Pencils, textas or crayons
- Glue and sticky tape
- Your imagination



1) Open up the cardboard boxes

2) Draw a shape on the inside

(have another look at one of Lucinda McDonald's artworks, what shapes did she use)

3) Cut the shapes out

4) Use bright colours to colour some pieces or look at the other side it might have colours and patterns you want to use

5) Move the pieces around to see the different shapes you can make

6) When happy with your design, glue or stick together




To-da I made a Toucan



Let's draw

Draw your favourite shape



Colour it your favourite colour

SUPERHERO YOGA



I am brave.

WARRIOR 1 POSE



I am strong.

WARRIOR 2 POSE



I am peaceful.

PEACEFUL WARRIOR POSE



I am kind.

WARRIOR 3 POSE



I am a superhero!

HALF MOON POSE

© Kids Yoga Stories.